


# Member User Guide

## Contents

Registering for your first lesson with Red Desert - ClickBank .....	3
Registering for your first lesson with Red Desert – PayPal .....	4
Registering for another course (already a member, even a free member) .....	6
Login Options for Members.....	8
Forgot Password.....	9
Profile (Where to find, changing email and password within your profile) .....	11
Where do I find my lessons?.....	13
Welcome and Orientation page.....	14
Member Resources (Two ways to get there) .....	14
Play Along Downloads .....	16
Fiddle sheet music.....	16
Internet Browsers.....	17
MAC Users.....	17

## Registering for your first lesson with Red Desert - ClickBank

1. You will receive a confirmation email from ClickBank. Inside will be a link to your digital products.



### Thank you for your order!

Your bank will show a charge for \$47.00 from:  
**CLKBANK\*COM\_ARY9TN72**

#### Order Confirmation and Customer Receipt

Order # [ARY9TN72](#)  
Placed March 19, 2017

**Suzuki violin book 1 online lessons**


Digital Product: Website Membership

**Download or Access Digital Product**

**Suzuki violin book 1 online lessons**

6 Monthly Payments of \$47.00 plus tax \*  
\* Beginning April 19, 2017, 6 monthly payments of \$47.00 plus tax, will be automatically billed to your TEST ending in 5179. Total amount billed subject to change based on customer location and rate adjustments.

\* Price: \$47.00



Product Subtotal: \$47.00  
Tax: \$0.00  
Order Total: **\$47.00**  
Payment: TEST x5179

2. Click the link to Access your digital products.
3. You should be taken to the registration page.

## Suzuki Book 1.1 Registration

If you're new here, you may want to subscribe to my [RSS feed](#). Thanks for visiting!

To access your lessons, register here (or log in using the link below if you are already a member).

If you are **already a Red Desert member from another course, (including the free membership)**, please [click here](#) and log in.

New members, please fill in the form below to complete your **Suzuki Book 1.1** registration.

### New Member Registration

<b>Username:</b>	<input type="text"/>
<b>First Name:</b>	<input type="text"/>
<b>Last Name:</b>	<input type="text"/>

4. Fill out the form and click submit.

5. You should be taken to your lessons.

## Registering for your first lesson with Red Desert – PayPal

1. You will automatically be taken to the registration page from Paypal.

## Suzuki Book 1.1 Registration

If you're new here, you may want to subscribe to my [RSS feed](#). Thanks for visiting!

To access your lessons, register here (or log in using the link below if you are already a member).

If you are **already a Red Desert member from another course, (including the free membership)**, please [click here](#) and log in.

New members, please fill in the form below to complete your **Suzuki Book 1.1** registration.

### New Member Registration


<b>Username:</b>	<input type="text"/>
<b>First Name:</b>	<input type="text"/>
<b>Last Name:</b>	<input type="text"/>

2. Fill out the form and click submit.

3. You should be taken to your lessons.

## Registering for another course (already a member, even a free member)

1. You will receive a confirmation email from ClickBank. Inside will be a link to your digital products.



**Thank you for your order!**

Your bank will show a charge for \$47.00 from:  
**CLKBANK\*COM\_HSK2GMPE**

**Order Confirmation and Customer Receipt**

Order # [HSK2GMPE](#)  
Placed March 19, 2017

**Suzuki violin book 2 online lessons** \* Price: \$47.00

Digital Product: Website Membership

**Download or Access Digital Product**

**Suzuki violin book 2 online lessons**

7 Monthly Payments of \$47.00 plus tax \*  
\* Beginning April 19, 2017, 7 monthly payments of \$47.00 plus tax, will be automatically billed to your TEST ending in 5179. Total amount billed subject to change based on customer location and rate adjustments.

Product Subtotal: \$47.00  
Tax: \$0.00  
**Order Total: \$47.00**  
Payment: TEST x5179

2. Click the link to Access your digital products.
3. You should be taken to the registration page.
4. There is a link at the top of the registration page for students who are already a member. (see example below)

## Suzuki Book 2.1 Registration

If you're new here, you may want to subscribe to my [RSS feed](#). Thanks for visiting!

If you are **already a Red Desert member from another course, (including the free membership)**, please [click here](#) and log in.

New members, please fill in the form below to complete your **Suzuki Book 2.1** registration.

### New Member Registration

<b>Username:</b>	<input type="text"/>
<b>First Name:</b>	<input type="text"/>
<b>Last Name:</b>	<input type="text"/>

5. Click on that link to log into your account.

## Suzuki Book 2.1 Registration

To complete your registration, please select one of the two options:

1. New members, please [click here](#).
2. Existing members, please fill in the form below to be added to **Suzuki Book 2.1**

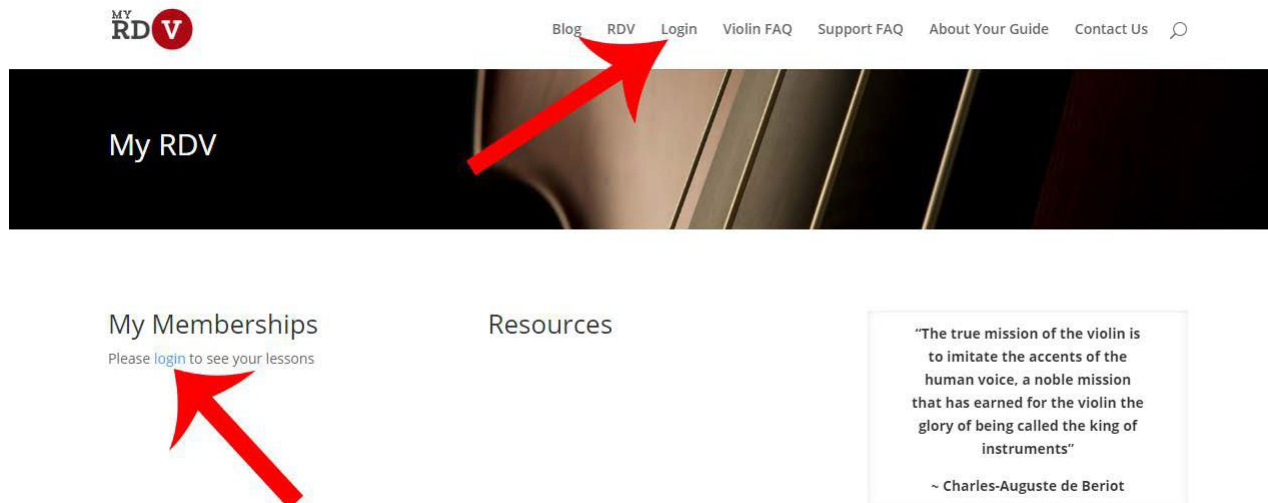
### Existing Member Login

<b>Username:</b>	<input type="text"/>
<b>Password:</b>	<input type="password"/>
	<input type="button" value="Login"/>
	<a href="#">Forgot Password?</a>

6. Enter your username and password and click Login. You should be taken to the lessons.

## Login Options for Members

1. There are two login options on the main MyRDV page. (www.myreddesertviolin.com) Under My Memberships and at the top of the page labeled Login.



2. Clicking either of those links will take you to the login page.

A screenshot of the MyRDV Login page. The header is identical to the homepage, but the 'Login' link in the navigation menu is highlighted in blue. The main banner image is also the same violin image. Below the banner, the page title is 'My RDV Login'. Underneath the title is the instruction 'Enter your login information here:'. There is a login form with two input fields: 'Username' and 'Password'. Below these fields is a checkbox labeled 'Remember Me'. At the bottom of the form is a 'Login' button. Below the button is a link that says '» Lost your Password?'.

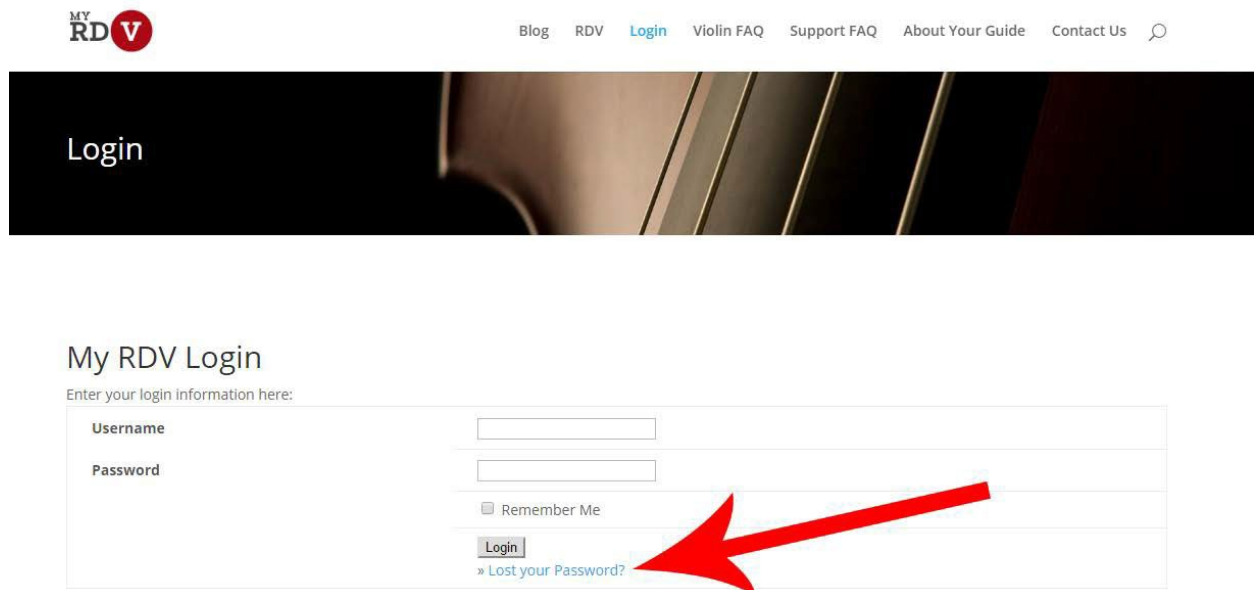
Username	<input type="text"/>
Password	<input type="password"/>
<input type="checkbox"/> Remember Me	
<input type="button" value="Login"/>	
<a href="#">» Lost your Password?</a>	

3. Enter your username and password into the fields and click Login.



## Forgot Password

1. If you have forgotten your password or if you get an error that your password is incorrect. You can click the link under the login page labeled Lost your Password.



The screenshot shows the top navigation bar of the My RDV website. The navigation bar includes the My RDV logo, a search icon, and links for Blog, RDV, Login, Violin FAQ, Support FAQ, About Your Guide, and Contact Us. Below the navigation bar is a large banner image with the word "Login" in white text. Underneath the banner is the "My RDV Login" section. It contains a form with fields for "Username" and "Password", a "Remember Me" checkbox, a "Login" button, and a link labeled "» Lost your Password?". A large red arrow points to the "» Lost your Password?" link.

MY RDV

Blog RDV [Login](#) Violin FAQ Support FAQ About Your Guide Contact Us

Login

My RDV Login

Enter your login information here:

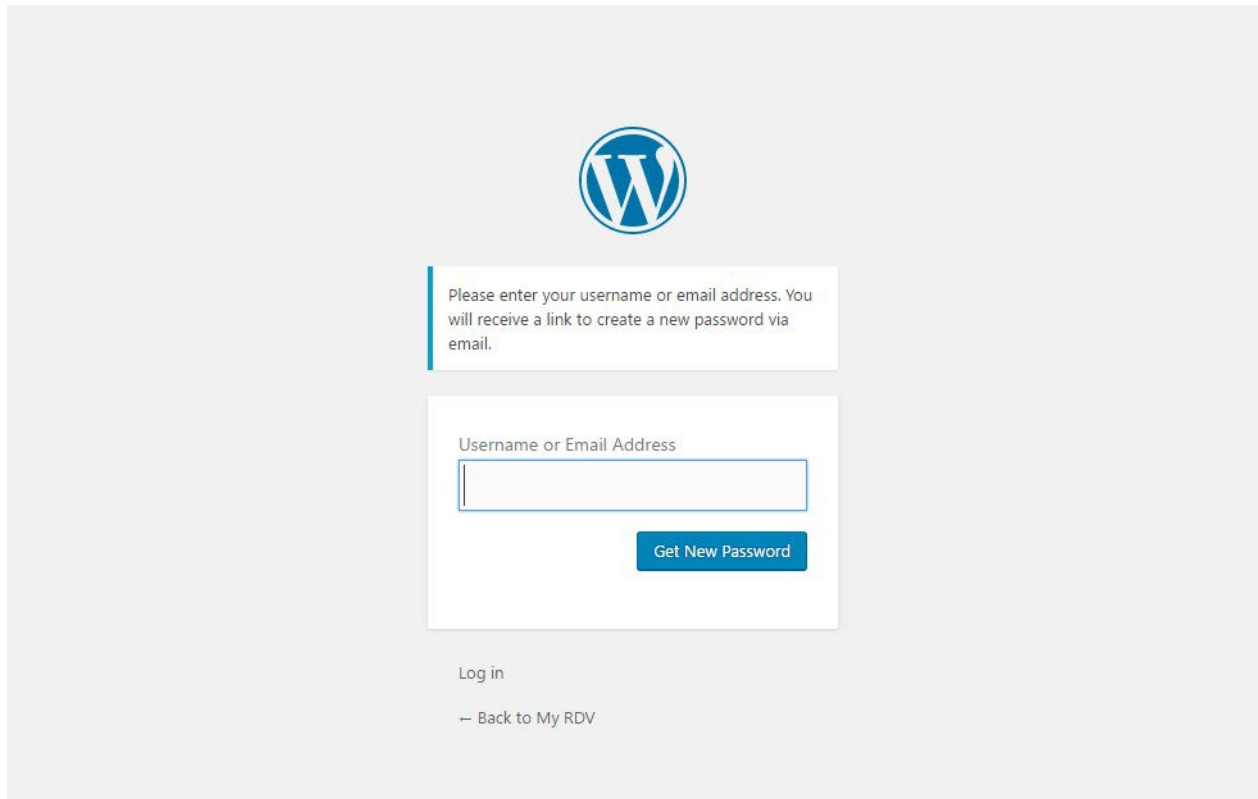
Username

Password

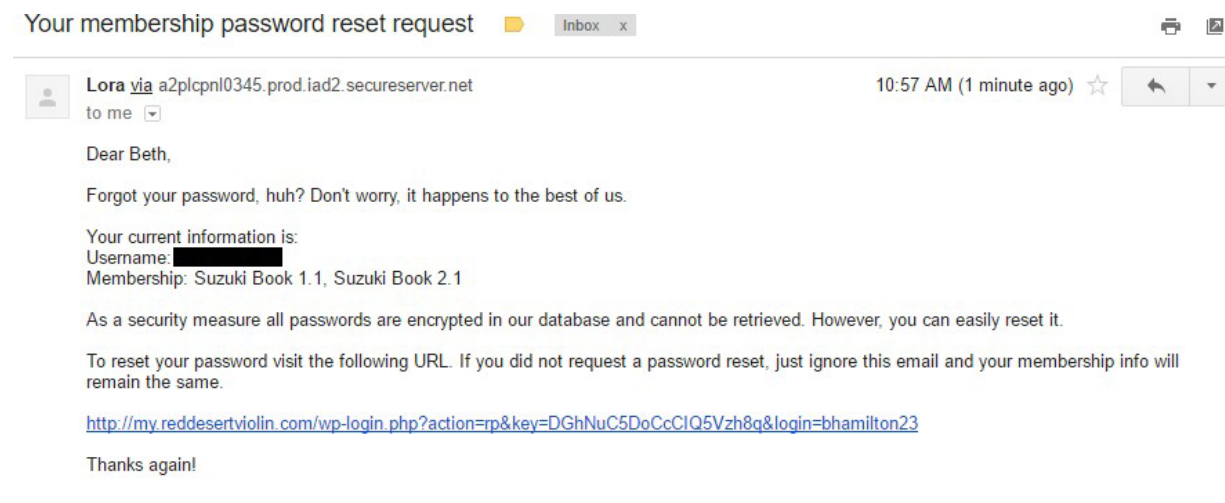
☐ Remember Me

[» Lost your Password?](#)


2. You will be taken to the Forgot Password page to enter your username or email address.



3. Once you enter your information, you should get an email (it may take up to 5 minutes before you see it in your inbox. If you don't see it, please check your Spam/Junk folder for it).



4. Click the link in the email to be taken to the reset password page.



Enter your new password below.

New password

6SmcxL@iZ5WAz1@x

Strong

Hint: The password should be at least twelve characters long. To make it stronger, use upper and lower case letters, numbers, and symbols like ! " ? \$ % ^ & ).

Reset Password

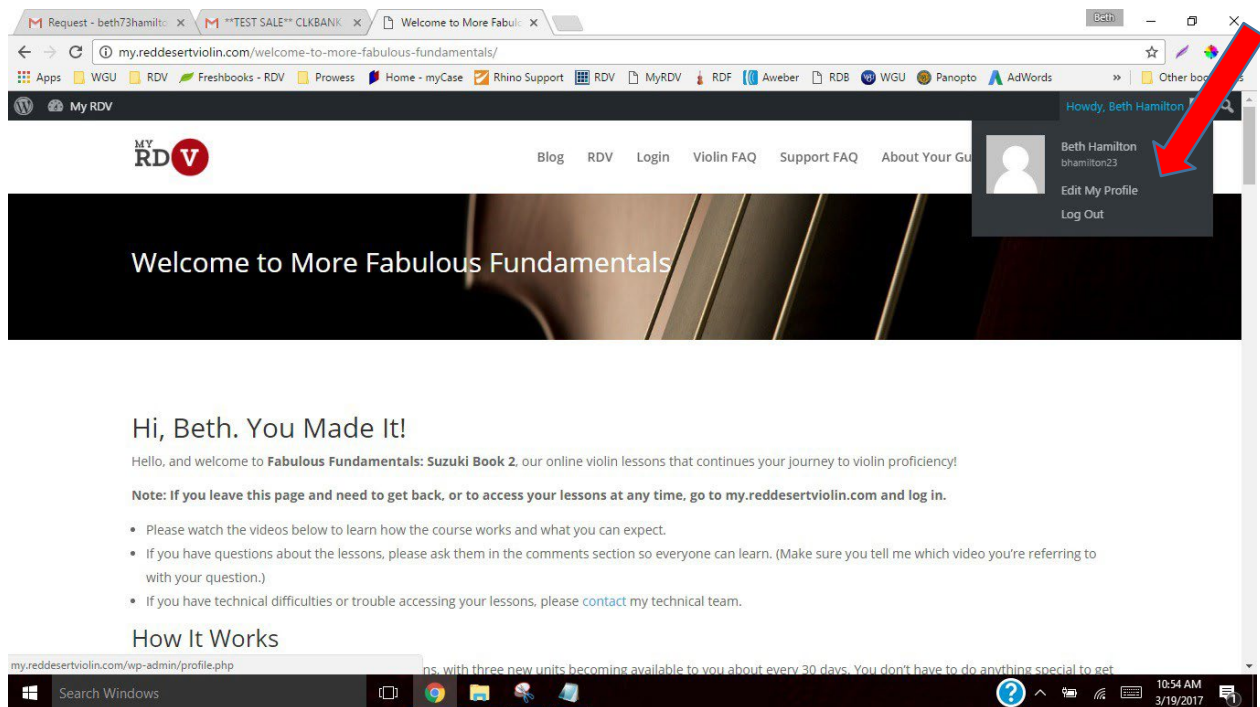
Log in

5. You can click Rest Password to accept the auto-generated password or you can enter your own password and then click Reset Password.

6. Once you have reset your password, you may have to login with the username or email address of your account and the new password you just created.

## Profile (Where to find, changing email and password within your profile)

1. At the top of the page, you will see your name, click on it to drop down the menu. You can either click on your name or click Edit My profile to get to your profile.



2. Once you are on your profile, you can scroll down to change your email address.

### Name

Username

*Names cannot be changed.*

First Name

Last Name

Nickname *(required)*

Display name publicly as

### Contact Info

Email *(required)*

Website

Google+

3. Scrolling down further on your profile, you can change your password.

**Account Management**

New Password

Sessions   
*Did you lose your phone or leave your account logged in at a public computer? You can log out everywhere else, and stay logged in here.*

Mailing List Subscription ☒ Subscribe to Mailing List

WishList Member Feed URL <http://my.reddesertviolin.com/feed/?wpmfeedkey=2995;a6cb5bf01f51196df7ff6f8c2a700f61>

**Address**

Company

Address

4. Once you make changes, scroll to the bottom of the page and click Save.

## Where do I find my lessons?

1. Once you have logged on to your account, (see page 7) you should be taken to the main MyRDV page. (www.MyRedDesertViolin.com) Under “My Memberships” is where you will find your lessons.

**MY RD V** Blog RDV Login Violin FAQ Support FAQ About Your Guide Contact Us

**My RDV**

**My Memberships**

- ▼ Suzuki Book One
- ▼ Suzuki Book Two

**Resources**

- ▼ Suzuki Book One Resources
- ▼ Suzuki Book Two Resources

“The true mission of the violin is to imitate the accents of the human voice, a noble mission that has earned for the violin the glory of being called the king of instruments”

~ Charles-Auguste de Beriot

2. Click on the course title to open up a menu of units available to you. Then click on the Unit you wish to view.

## Welcome and Orientation page

1. Once you have clicked the drop down beside the course title, you should see the Units for each membership. The first selection is your Welcome and Orientation page. Click that link to be taken to that page.

The screenshot shows the MyRDV website. At the top is a navigation bar with links: Blog, RDV, Login, Violin FAQ, Support FAQ, About Your Guide, and Contact Us. Below the navigation bar is a large banner image of a violin with the text 'My RDV' on the left. The main content area is divided into two columns: 'My Memberships' and 'Resources'. In the 'My Memberships' column, there is a dropdown menu for 'Suzuki Book One' which is expanded to show a table of units. The first row of the table is 'Welcome and Orientation (Start Here!)', which is highlighted by a red arrow pointing from the 'Suzuki Book One Resources' link in the 'Resources' column. The table lists units 1 through 15 in two columns. To the right of the 'Resources' column is a quote box with the text: "Music is what feelings sound like." ~ Author Unknown.

My Memberships	
^ Suzuki Book One	
Welcome and Orientation (Start Here!)	
Unit 1	Unit 12
Unit 2	Unit 13
Unit 3	Unit 14
Unit 4	Unit 15

Resources	
v Suzuki Book One Resources	
Suzuki Book Two Resources	

"Music is what feelings sound like."

~ Author Unknown

## Member Resources (Two ways to get there)

1. The first way to get to the Member Resources page is through the main MyRDV page.  
(www.MyRedDesertViolin.com)

## My RDV

### My Memberships

- ▼ Suzuki Book One
- ▼ Suzuki Book Two



### Resources

- ▼ Suzuki Book One Resources
- ▼ Suzuki Book Two Resources

"The true mission of the violin is to imitate the accents of the human voice, a noble mission that has earned for the violin the glory of being called the king of instruments"

~ Charles-Auguste de Beriot

2. The second way to get to the Member Resources is inside each Unit page.

### Lesson 1.6: Advanced Bow Hold

The alternative to the advanced bow hold is the beginner's bow hold, and experience has shown me that Adult students can most effectively skip the beginner's bow hold, that their hands adapt to the advanced bow hold more naturally than a child's hand. So go ahead and dive in with the advanced bow hold!

### Unit 1 Summary and Practice Homework

Download and print this lesson summary and task sheet. Keep it in a conspicuous place where you can see it each time you practice. [Download it here.](#)

### Unit 1 Lesson Videos



Click image to open



What is a Practice Coach?



1.0 Ear Training

3. Click on either of those and it will take you the Member Resources page where you can find valuable information.



## Play Along Downloads

1. You can find the play along downloads on the Member Resources page of that course. Click on the Member Resources link on the main MyRDV page or the Unit page. (Each course's resource page may look different)

### Suzuki Book 1 Audio Playalong Recordings

These files are audio recordings of Lora playing all of the songs in Suzuki Book 1 with a professional pianist. You can use them instead of the CD that some people buy with Suzuki Book 1.

- They are in a zip file, so you will need to download them and unzip them onto your computer. [Download them here.](#)
- To download MP3 files to play on a Mac, [click here.](#) (These files are smaller so will download faster.)
- These are the audio recordings of Lora playing the Twinkle variations, violin only. They are in a zip file, so you will need to download them and unzip them onto your computer. [Download them here.](#)

### Piano Accompaniments (no violin)

As promised, I'm giving you professional pianist accompaniments of all the songs in Suzuki Book I. They are MP3 files bundled together in a zip file.

- [Click here](#) to download the zip file and then "unzip" them on your computer. Then you can load the accompaniments on a music player, play them on your computer, or burn them to a CD.

### Video Playalongs


- Watch video of me playing each song in Suzuki Book I, and play along with me at practice or performance tempos. [Visit the playalongs page now.](#)

### Printable Resources

- [The Ultimate Violin Practice Guide for Beginners](#) (PDF)

## Fiddle sheet music

1. To find information about the Fiddle sheet music, click on the Member Resources link (in the Fabulous Fiddle Fundamentals course) either on the main MyRDV page or any fiddle unit page. Once on the Member Resources page, you may have to scroll down some to see the information.



Blog RDV Login Violin FAQ Support FAQ About Your Guide Contact Us

---

- [Guitar only](#)
- [Fiddle and guitar](#)
- Download your [Fiddle Contest Survival Guide](#) here
- **Video Indexes:** One of your fellow students painstakingly outlined the key concepts of every video, including the timestamps. This is a HUGE value (thanks so much, Jarl!) The indexes will help you identify spots in the lessons that you want to review. [Download ALL 24 here \(a zip file of PDFs\)](#) or they will be available individually in each unit.

If you need help with any of the above or have other technical questions, please [contact us](#).

### Do I Need To Buy the Sheet Music?

I am very excited to partner with Virtual Sheet Music to create a custom, exclusive book of fiddle music for this course. The [Fiddle Collection](#) includes all 24 tunes we will be studying, plus some bonus variations and "twin-fiddle" parts on a couple songs. The book includes guitar chords, piano arrangements, and of course, the fiddle part.

You can print it if you prefer a hard copy, or you can use it right on your computer screen. This is an amazingly versatile book, and is definitely worth the price of just \$9.99. [Get it now at Virtual Sheet Music.](#)

You can get even greater value from Virtual Sheet Music if you sign up for an annual membership. With a membership, you can [download thousands of sheet music titles for only \\$37.75](#). And with a membership, you get the Red Desert Fiddle Collection for no extra cost! It's a great value and we're big fans of Virtual Sheet Music.



## Internet Browsers

1. Internet browsers are what you use to access the internet, such as Google Chrome, Mozilla Firefox, and Internet Explorer. The best browsers to use on MyRDV would be Google Chrome and Mozilla Firefox. Internet Explorer sometimes doesn't cooperate with playing RDV videos.

Google Chrome

– <https://support.google.com/chrome/answer/95346?co=GENIE.Platform%3DDesktop&hl=en>

Mozilla Firefox - <https://www.mozilla.org/en-US/firefox/new/>

2. If you ever run into problems playing the videos, check to see which browser you are using to access the internet. If it is not Google Chrome or Mozilla Firefox, try switching to one of them and accessing your lessons that way.

Here is a nifty link that will help you identify the browser you are using: <http://www.whatsmybrowser.org/>

## MAC Users

1. Sometime Apple systems have a hard time with videos and information from the website. We suggest trying a different browser to access your lessons. You can try these listed below, if Safari doesn't work well for you.

Google Chrome

– <https://support.google.com/chrome/answer/95346?co=GENIE.Platform%3DDesktop&hl=en>

Mozilla Firefox - <https://www.mozilla.org/en-US/firefox/new/>

2. If you are trying to connect your MAC to your television, you may need the Vimeo app to be able to play the videos.

3. Not every MAC user or Apple system has trouble with the memberships.